

Hot Keys

Printable desktop reference for Windows and Mac

FONT & TEXT MANIPULATION

Font style	❖ Alt + H + FF + up or down arrow + enter	🍏 Alt + H + FF + up or down arrow + enter
Font size	❖ Alt + H + FS + up or down arrow / specific number + enter	🍏 Option + H + FS + up or down arrow / specific number + enter
Font color	❖ Alt + H + FC + arrow to scroll for color + enter	🍏 Command + H + FC + arrow for color + enter
Bold	❖ Ctrl + B	🍏 Command + B
Italic	❖ Ctrl + I	🍏 Command + I
Underline	❖ Ctrl + U	🍏 Command + U
Increase font size	❖ Ctrl + Shift + >	🍏 Command + Shift + >
Decrease font size	❖ Ctrl + Shift + <	🍏 Command + Shift + <
All capital / all lowercase	❖ Ctrl + Shift + A	🍏 FN + shift + F3
Highlight text	❖ Ctrl + Shift + left or right arrow	🍏 Command + Shift + left or right arrow
Add superscript	❖ Ctrl + Shift + =	🍏 Ctrl + Shift + Command + +
Add subscript	❖ Ctrl + Shift + =	🍏 Ctrl + Shift + Command + -

ALIGNMENT & SPACING

Align left	❖ Alt + H + AL	🍏 Option + H + AL
Align right	❖ Alt + H + AR	🍏 Option + H + AR
Align center	❖ Alt + H + AC	🍏 Option + H + AC



For more information on how to put hot keys into practice, visit creativeslideware.com

Hot Keys

Printable desktop reference for Windows and Mac

ALIGNMENT & SPACING (CONT.)

Align justified	 Alt + H + AJ	 Option + H + AJ
Text indentation	 Alt + H + PG + R + enter number / scroll + enter	 Option + H + PG + R + enter number / scroll + enter
Spacing before text	 Alt + H + PG + B + enter number / scroll + enter	 Option + H + PG + B + enter number / scroll + enter
Spacing after text	 Alt + H + PG + F + enter number / scroll + enter	 Option + H + PG + F + enter number / scroll + enter
Align items top	 Alt + H + G + A + T	 Option + H + G + A + T
Align items bottom	 Alt + H + G + A + B	 Option + H + G + A + B
Align items middle	 Alt + H + G + A + M	 Option + H + G + A + M
Horizontally distribute	 Alt + G + A + H	 Option + G + A + H
Align items center	 Alt + H + G + A + C	 Option + H + G + A + C
Vertically distribute	 Alt + G + A + V	 Option + G + A + V
Resizing objects	 Shift + arrow keys	 Shift + arrow keys
Group	 Alt + H + G + G	 Option + H + G + G
Ungroup	 Alt + H + G + U	 Option + H + G + U
Sent to front	 Alt + H + G + R	 Option + H + G + R
Send to back	 Alt + H + G + K	 Option + H + G + K
Send forwards	 Alt + H + G + F	 Option + H + G + F
Send backwards	 Alt + H + G + B	 Option + H + G + B

















For more information on how to put hot keys into practice, visit creativeslideware.com


Hot Keys

Printable desktop reference for Windows and Mac

THE BASICS

Cut	 Select item + Ctrl + X	 Select item + Command + X
Copy	 Select item + Ctrl + C	 Select item + Command + C
Paste	 Select item + Ctrl + V	 Select item + Command + V
Select all	 Ctrl + A	 Command + A
Duplicate	 Ctrl + D	 Command + D
Undo	 Ctrl + Z	 Command + Z
Redo	 Ctrl + Y	 Command + Y

THE MOST IMPORTANT

Save	 Ctrl + S	 Command + S
-------------	--	---